

DIGITAL STORYTELLING WORKSHEET

1




Brainstorm about your Topic

What is the research question that you are trying to answer?

2

Storyboard and Drafting

Decide how you want to organize your information (i.e. script, scenes, talking points etc.)



DIGITAL STORYTELLING WORKSHEET

3

Schedule

Plan out your schedule for filming, editing, and creating your video.

Weeks	To Dos
1	
2	
3	
4	
5	
Additional weeks	

4

What do you need?

List the equipment, individuals you may need to contact, and other supplies you may need. (i.e. Educational Technology, Library, cameras, microphones, software for editing etc.)

5

Sharing it Out

Be sure to save your project in multiple locations. Your instructor will list below for you where they would like you to share your project for assessment.